


Create Frame Worthy Art In Just Few Simple Steps

Are you looking for a fun and creative way to add some personality to your home? Creating frame-worthy art is a great way to do just that. And it's easier than you think! With just a few simple steps, you can create beautiful works of art that will add a touch of elegance and sophistication to any room.



15-Minute Watercolor Masterpieces: Create Frame-Worthy Art in Just a Few Simple Steps by Anna Koliadych

★★★★☆ 4.7 out of 5

Language : English
File size : 122943 KB
Text-to-Speech : Enabled
Screen Reader : Supported
Enhanced typesetting : Enabled
X-Ray : Enabled
Print length : 211 pages



Choosing the Right Materials

The first step in creating frame-worthy art is to choose the right materials. The type of materials you use will depend on the type of art you want to create. For example, if you want to create a painting, you will need to choose a canvas, paint, and brushes. If you want to create a collage, you will need to choose a variety of papers, fabrics, and other materials.

Once you have chosen your materials, you can start to create your masterpiece. Here are a few tips to help you get started:

- Start with a sketch. This will help you to plan out your composition and to make sure that your proportions are correct.
- Use a variety of colors and textures. This will add interest and depth to your artwork.
- Don't be afraid to experiment. There are no rules when it comes to creating art. Let your creativity flow and see what happens!

Framing Your Masterpiece


Once you have created your artwork, it's time to frame it. Framing your art will help to protect it from damage and will also add a touch of polish to your masterpiece.

There are a few different ways to frame your art. You can choose to frame it yourself or you can take it to a professional framer. If you choose to frame it yourself, you will need to [Free Download](#) a frame, mat, and glass. You will also need to cut the mat to the correct size and mount your artwork on the mat.

Once your artwork is framed, you can hang it on the wall and enjoy your new masterpiece!

Creating frame-worthy art is a fun and rewarding experience. With just a few simple steps, you can create beautiful works of art that will add a touch of elegance and sophistication to any room.


So what are you waiting for? Get started today and see what you can create!



15-Minute Watercolor Masterpieces: Create Frame-Worthy Art in Just a Few Simple Steps by Anna Koliadych

★★★★☆ 4.7 out of 5

- Language : English
- File size : 122943 KB
- Text-to-Speech : Enabled
- Screen Reader : Supported
- Enhanced typesetting : Enabled
- X-Ray : Enabled
- Print length : 211 pages



The Easy Ingredient Ketogenic Diet Cookbook: Your Ultimate Guide to a Healthier Lifestyle

Embark on a culinary adventure that transforms your health with "The Easy Ingredient Ketogenic Diet Cookbook." This comprehensive guide empowers you with a practical...



Loki Wolf: Northern Frights

Prepare to venture into the realm of Scandinavian nightmares as "Loki Wolf: Northern Frights" weaves a chilling tapestry of spine-tingling tales. Step...

